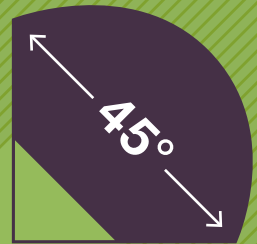


The world's first Surgical Clipper with twistable shaving head!



Benefits of pre-operative hair removal

For Patients


- Minimal risk of micro-injuries, infection, skin irritations
- Low noise level
- Quick and simple procedure, particularly for children
- Eliminate painful cuts, particularly in the genital area
- Better adhesion of wound dressing materials

For Clinicians

- Efficient skin preparation for surgery: time saving, quick and easy
- Safe removal of body hair without cuts and skin lesions
- A clean and clear incision site, facilitating adhesion of dressings to the body
- Significant reduction in infection rates

Why is ME Surgical Clipper your preferred product?

- Twistable head: safe operation of the Clippers in hard to reach areas of the body
- Efficient body hair removal in both wet and dry surfaces
- The right blade for the right type of clipping: a Universal blade and a Neuro blade
- Non-slip grip – no risk of injury from slipping
- Easy to use: insert and eject the disposable clipper blade
- Low noise level
- High efficiency and thorough shaving
- Easy to clean and disinfect
- A high battery performance and short charging time



Easy to use

Recommended procedure

1. Insert disposable shaving head

Remove the disposable shaving head from the pack. Install the new blade on the hair cutting head and slide the blade back until it snaps into place and all edges are flush.

2. Cutting Hair

Hold the handle of the surgical clipper like a pen, with the ME logo on top. Stretch the skin, put the shaving head flat on the skin and run the clipper against the direction of hair growth.

3. Remove the blade

Turn off the surgical clipper, hold it with the blade pointing down over a waste container and press the eject button, using your thumb pushing forward.

4. Clean the handle of the surgical clipper

Wash the handle of the surgical clippers with water, dry it. Clean the surgical clipper with a surface disinfectant or disinfectant towel.

5. Loading and storing

Set the surgical clipper upright in the charger, so that the surgical clipper will be charged for the next use.

ME Medical™ Surgical Clipper


Battery charger

- Easily mounted on the wall



Universal blade

- The Universal blade is designed for most hair and cutting needs



Neuro blade

- The Neuro blade is designed for coarse or dense hair in areas such as scalp or chest

World's First Surgical Clipper with twistable shaving head


- The shaving head can be turned at a 45 degree angle to the left and to the right
- This allows safe operation of the clippers in difficult areas of the body (i.e. in the genital area)
- Universal razor blade for all areas of the body






Non-slip rubber handle

- The side rubber grips give the necessary control for a close shave without injury



Protection against cuts

- The design of the disposable blade prevents contact of the blade with the skin
- This avoids painful cuts and skin lesions



Easy insertion and ejection of the blade

- The single blade can easily be inserted with two fingers on the shaving head
- Easy ejection of the disposable blade with the eject button

Safe to use

- The guide strip to the skin-side of the single blade ensure a smooth sliding on the skin

Technical information

- ☑ Unique twistable shaving head
- ☑ Disposable Universal blade and Neuro blade
- ☑ Superior cutting performance
- ☑ Non-slip handle
- ☑ Rechargeable lithium battery
- ☑ Short battery charging time of 1 hour
- ☑ Battery status indicator
- ☑ Battery overcharge protection
- ☑ Water resistant body
- ☑ Rinsing and cleaning with disinfectant
- ☑ Warranty 2 years

Ordering Information

Product No.	Description
SC001	Rechargeable Surgical Clipper (with charging station)
SC002	Universal disposable blades
SC003	Neuro disposable blades

Contact

ME Medical Supplies Inc.
55 E 11th Street
New York 10003
NY, USA

ME Medical AG
via Valresa 52
6645 Brione sopra Minusio
Switzerland

info@memedical.com

Marketed & Distributed By:



MEDILUTION HEALTH CARE
A-322 First Floor, Gulshan-e-Iqbal
Block 2, KDA Scheme No. 24,
Karachi.
+92 21 3483 2395
info@medilutionhc.com
www.medilutionhc.com